



www.ducabike.com

Ducati Streetfighter protezione radiatore
Ducati Streetfighter Radiator Guard

Istruzioni di montaggio
Installation Instructions

1



DUCATI


REIFENFICHTER VAS



Ripetere per entrambi i lati

Repeat Both Sides

2



3



Ripetere per
entrambi i lati

Repeat Both Sides

4



Ripetere per
entrambi i lati


Repeat Both Sides

5



Ripetere per entrambi i lati

Repeat Both Sides



6



Ripetere per entrambi i lati

Repeat Both Sides



7




DUCATI MOTORHOLDING S.p.A.
L36-A3
69*168/2013*11506
ZDMFA00AALB003



Ripetere per entrambi i lati

Repeat Both Sides

8



Ripetere per
entrambi i lati

Repeat Both Sides


9



Ripetere per
entrambi i lati

Repeat Both Sides

10



Ripetere per entrambi i lati

Repeat Both Sides


11



**Ripetere per
entrambi i lati**

Repeat Both Sides


12 



Ripetere per entrambi i lati

Repeat Both Sides

13



Ripetere per
entrambi i lati

Repeat Both Sides

14



DUCATI

Ripetere per
entrambi i lati

Repeat Both Sides


15



Ripetere per
entrambi i lati

Repeat Both Sides

16



Ripetere per
entrambi i lati

Repeat Both Sides

17



Ripetere per
entrambi i lati

Repeat Both Sides

18




19



DUCABIKI
SPECIAL MOTO PARTS



20 



Ripetere per entrambi i lati

Repeat Both Sides

21



Ripetere per
entrambi i lati

Repeat Both Sides

22



DUCABIKE



23



Ripetere per entrambi i lati

Repeat Both Sides

24



Ripetere per
entrambi i lati

Repeat Both Sides

25 dB




26



27



28



29



Ripetere per
entrambi i lati

Repeat Both Sides

30



Ripetere per
entrambi i lati

Repeat Both Sides





31






32



Ripetere per
entrambi i lati

Repeat Both Sides

33



34



Grasso - Grease

Ripetere per
entrambi i lati

Repeat Both Sides

35



36



DUCABIKI
SPECIAL MOTO PARTS




37




38



Grasso - Grease



39



Grasso - Grease

Ripetere per entrambi i lati

Repeat Both Sides

40




Grasso - Grease

S/N: HL10125806 Custom
3854011
10R-03143 S/N: 00:6
E5

Ripetere per entrambi i lati

Repeat Both Sides

41



42



43



44



Ripetere a ritroso le
operazioni **24 - 1**

Reverse stages

24 - 1



Si consiglia di effettuare ispezioni periodiche per garantire che sporcizia e detriti non siano rimasti intrappolati tra la griglia e il radiatore / radiatore dell'olio. Tale sporco e detriti si ridurrebbero l'efficienza di raffreddamento del radiatore / radiatore dell'olio.

Si consiglia di effettuare ispezioni periodiche per garantire che tutti i fissaggi siano completamente serrati.

It is recommended that periodic inspections are made to ensure that dirt and debris have not become trapped between the guard and the radiator/oil cooler. Such dirt and debris would reduce the cooling efficiency of the radiator/oil cooler. It is recommended that periodic inspections are made to ensure that all fixings are fully tightend.